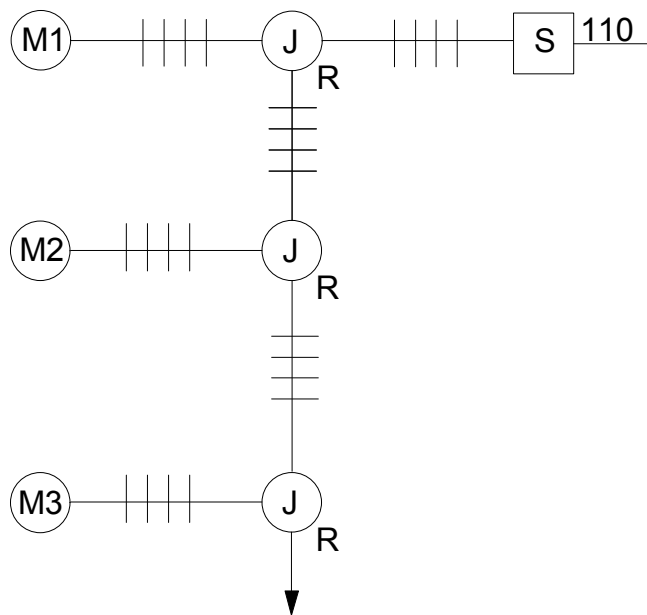



Wiring Diagram

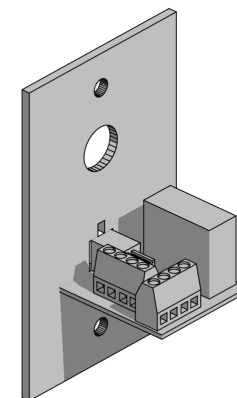


*UP TO SIX MOTORS CAN BE WIRED TO A SINGLE 20 AMP CIRCUIT

LINE VOLTAGE SWITCH



COVERPLATE AND RELAY DIAGRAM



COVERPLATE FOR STANDARD SIZED SINGLE GANG JUNCTION BOX

Legend

J
R SINGLE GANG JUNCTION BOX WITH COVERPLATE, FOUR PRONG CONNECTOR AND RELAY. COVERPLATE BY DFB. JUNCTION BOX BY OTHERS. INSTALLED BY OTHERS

S 110 LINE VOLTAGE SWITCH IN WHITE SUPPLIED BY DFB. INSTALLED BY OTHERS

4 WIRE LINE VOLTAGE RUN FROM JUNCTION BOX TO GROUND SUPPLIED AND INSTALLED BY OTHERS

M LINE VOLTAGE MOTOR WITH UP TO 6' LEAD 4 WIRES 18 AWG, EACH MOTOR DRAWS 1.7 AMPS. SUPPLIED WITH SHADE



DFB Sales Inc.
Vertical Interior Products
21-07 Borden Avenue
Long Island City, NY 11101
t 718 729 8310 f 718 706 0526

Track-Text • Panel-Text • Sol-R-Shade • Athey Shade • Vitruv • Vasari

DRAWING NAME:

Multiple Line Voltage Shades Wiring Diagram